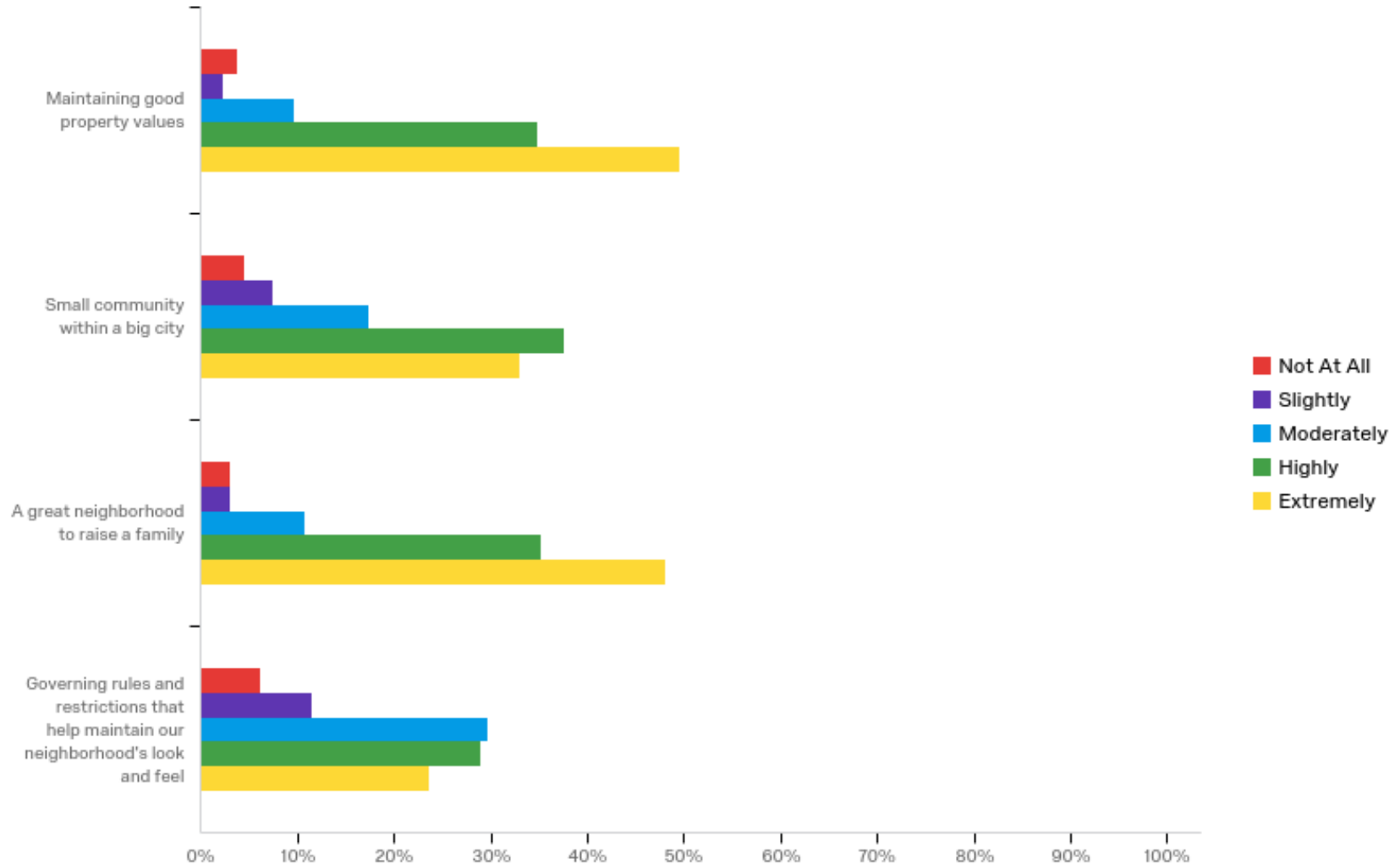


# CCCHA Report

CCCHA Member Survey 2017

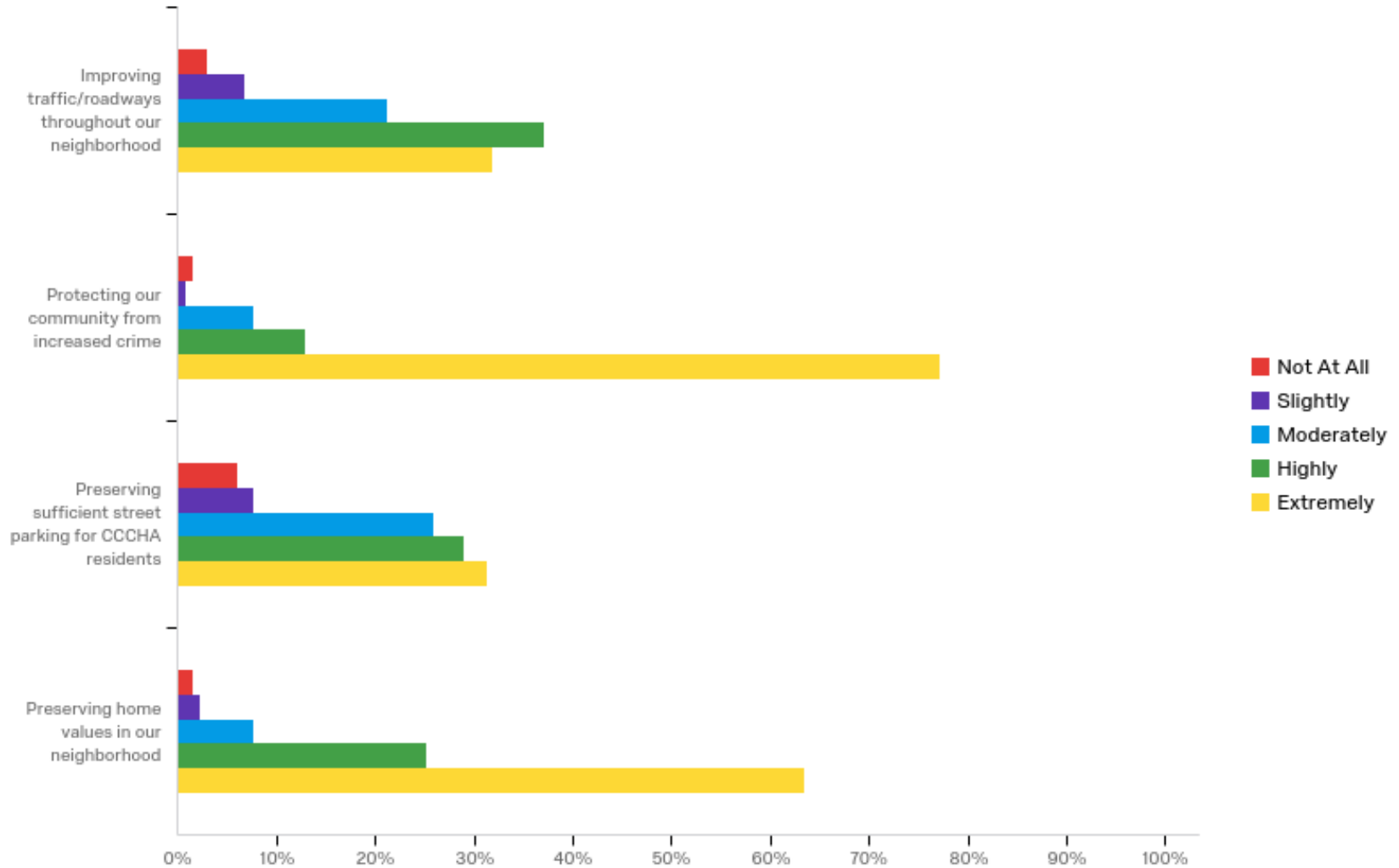
On a scale of 1 (Not at all) to 5 (Extremely), please rate the extent to which you value the following attributes of living in the CCCHA:



On a scale of 1 (Not at all) to 5 (Extremely), please rate the extent to which you value the following attributes of living in the CCCHA:

#	Question	Not At All	Slightly	Moderately	Highly	Extremely
1	Maintaining good property values	3.70%	2.22%	9.63%	34.81%	49.63%
2	Small community within a big city	4.51%	7.52%	17.29%	37.59%	33.08%
3	A great neighborhood to raise a family	3.05%	3.05%	10.69%	35.11%	48.09%
4	Governing rules and restrictions that help maintain our neighborhood's look and feel	6.11%	11.45%	29.77%	29.01%	23.66%

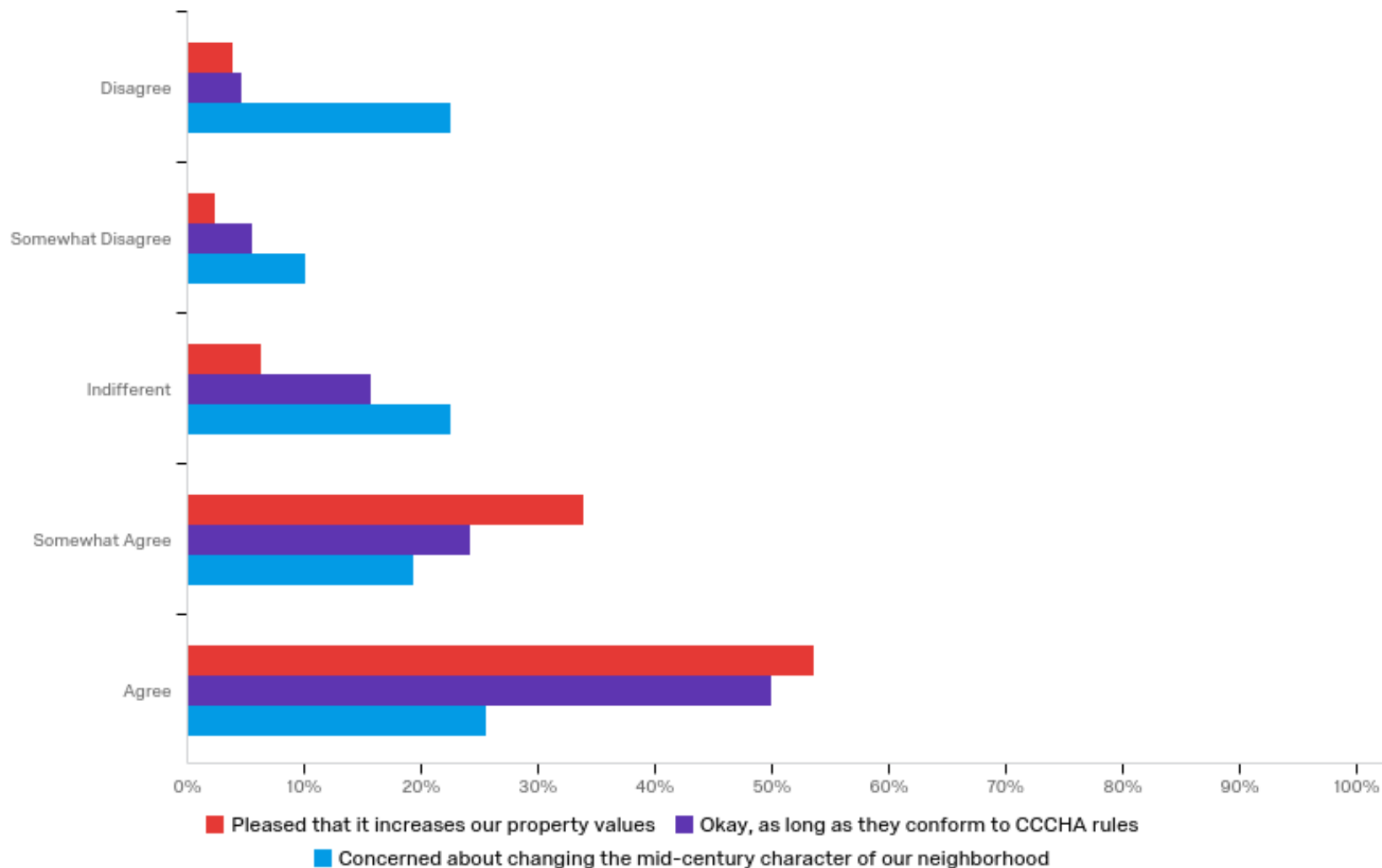
On a scale of 1 (Not at all) to 5 (Extremely), please rate the extent to which the following are important to you:



On a scale of 1 (Not at all) to 5 (Extremely), please rate the extent to which the following are important to you:

#	Question	Not At All	Slightly	Moderately	Highly	Extremely
1	Improving traffic/roadways throughout our neighborhood	3.03%	6.82%	21.21%	37.12%	31.82%
2	Protecting our community from increased crime	1.53%	0.76%	7.63%	12.98%	77.10%
3	Preserving sufficient street parking for CCCHA residents	6.11%	7.63%	25.95%	29.01%	31.30%
4	Preserving home values in our neighborhood	1.53%	2.29%	7.63%	25.19%	63.36%

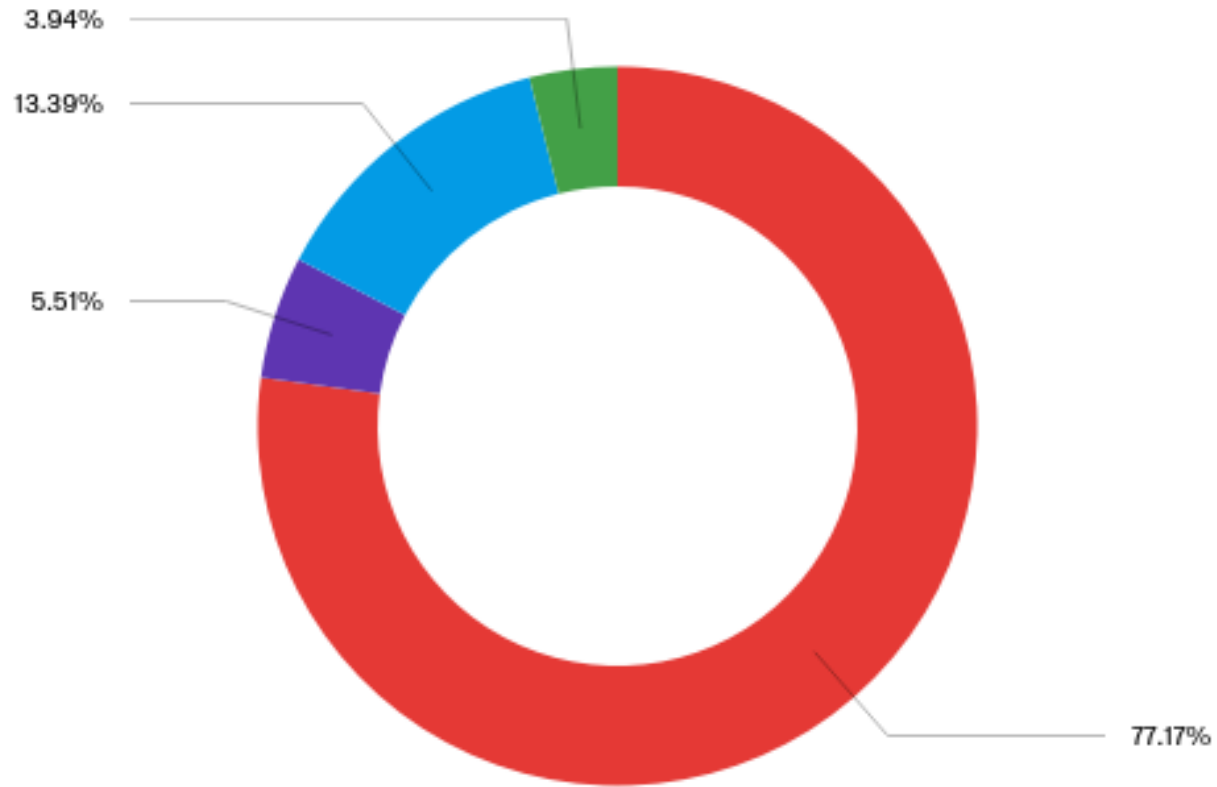
Construction/remodeling is ongoing in our neighborhood. Please rate the extent to which you agree with the following regarding the ongoing projects:



Construction/remodeling is ongoing in our neighborhood. Please rate the extent to which you agree with the following regarding the ongoing projects:

#	Question	Disagree	Somewhat Disagree	Indifferent	Somewhat Agree	Agree
1	Pleased that it increases our property values	3.94%	2.36%	6.30%	33.86%	53.54%
2	Okay, as long as they conform to CCCHA rules	4.69%	5.47%	15.63%	24.22%	50.00%
3	Concerned about changing the mid-century character of our neighborhood	22.48%	10.08%	22.48%	19.38%	25.58%

Please rate the following with regard to parking on your block:



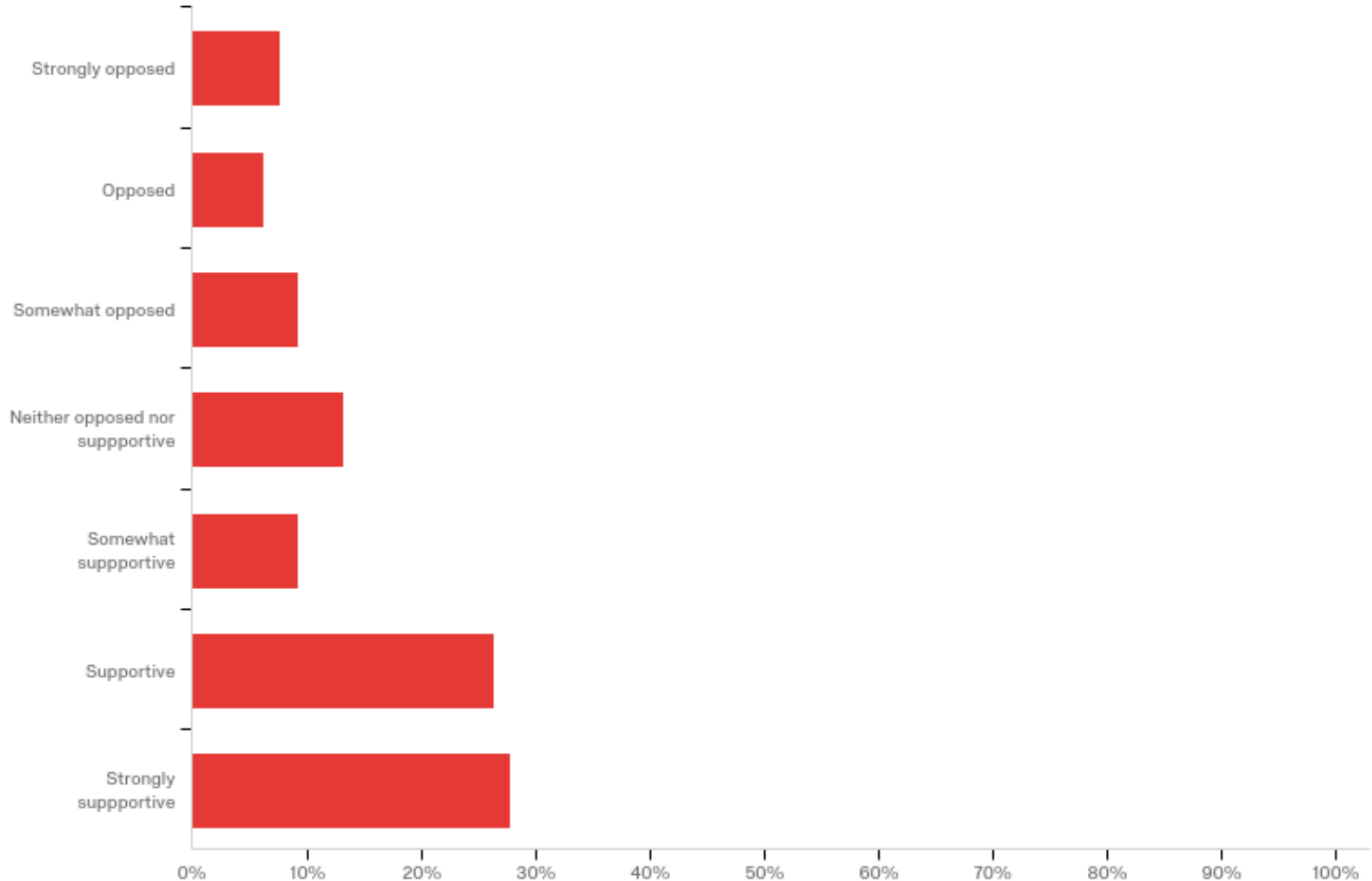
- I am satisfied with the current parking situation on my block
- I would like restrictions imposed to prevent daytime Expo rider parking
- I would like overnight permit parking restrictions instituted to prevent non-residents from parking
- I would like to have overnight parking restrictions without permits



Please rate the following with regard to parking on your block:

#	Answer	%	Count
1	I am satisfied with the current parking situation on my block	77.17%	98
2	I would like restrictions imposed to prevent daytime Expo rider parking	5.51%	7
3	I would like overnight permit parking restrictions instituted to prevent non-residents from parking	13.39%	17
4	I would like to have overnight parking restrictions without permits	3.94%	5

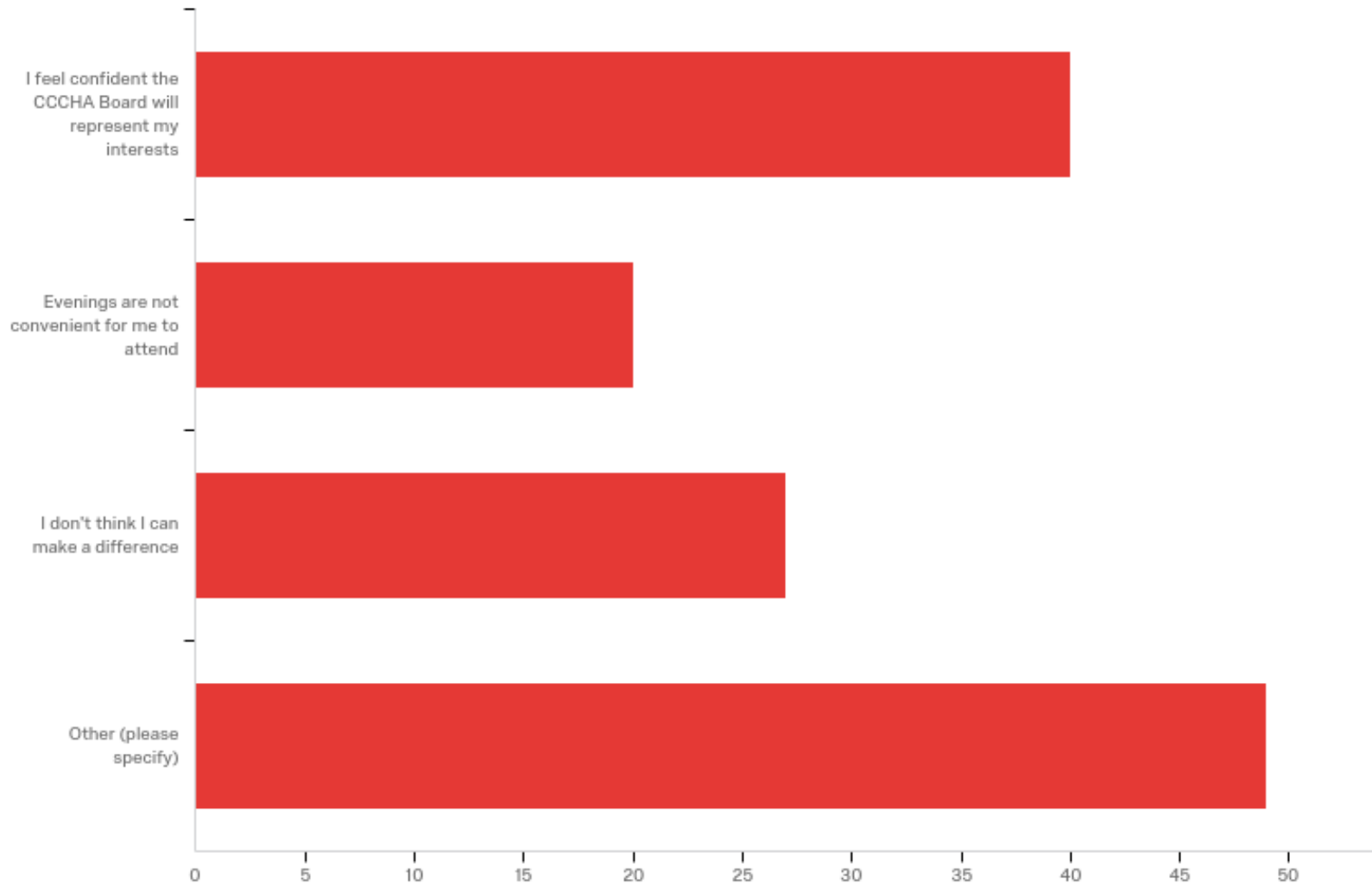
The CCCHA has been and continues to be the backdrop of commercials, movies, and television shows. How do you feel about filming in our neighborhood?



The CCCHA has been and continues to be the backdrop of commercials, movies, and television shows. How do you feel about filming in our neighborhood?

#	Answer	%	Count
1	Strongly opposed	7.75%	10
2	Opposed	6.20%	8
3	Somewhat opposed	9.30%	12
4	Neither opposed nor supportive	13.18%	17
5	Somewhat supportive	9.30%	12
6	Supportive	26.36%	34
7	Strongly supportive	27.91%	36
	Total	100%	129

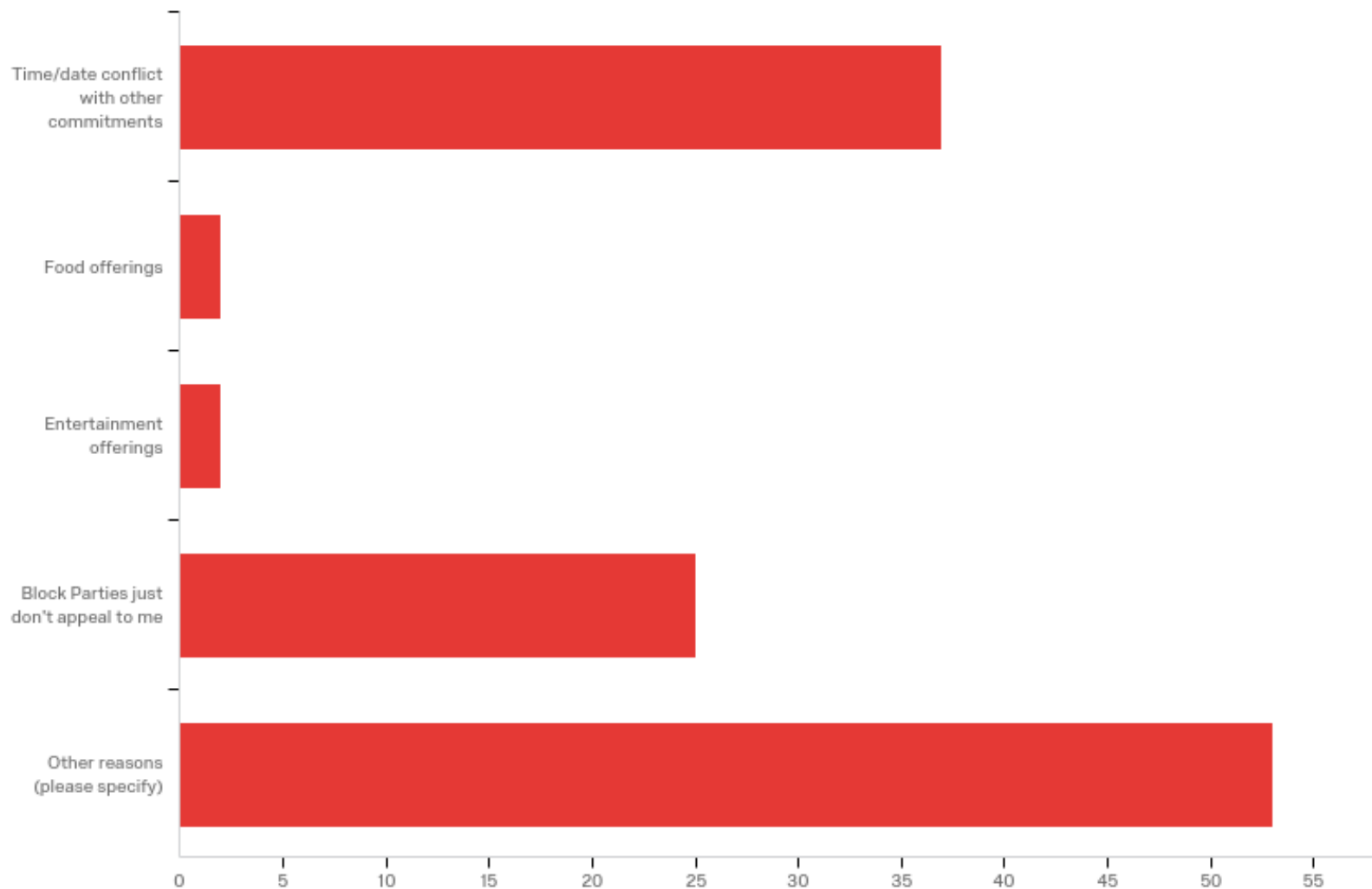
# What has prevented you from attending CCCHA Annual Meetings (please check all that apply):



What has prevented you from attending CCCHA Annual Meetings (please check all that apply):

#	Answer	%	Count
1	I feel confident the CCCHA Board will represent my interests	33.33%	40
2	Evenings are not convenient for me to attend	16.67%	20
3	I don't think I can make a difference	22.50%	27
4	Other (please specify)	40.83%	49
	Total	100%	120

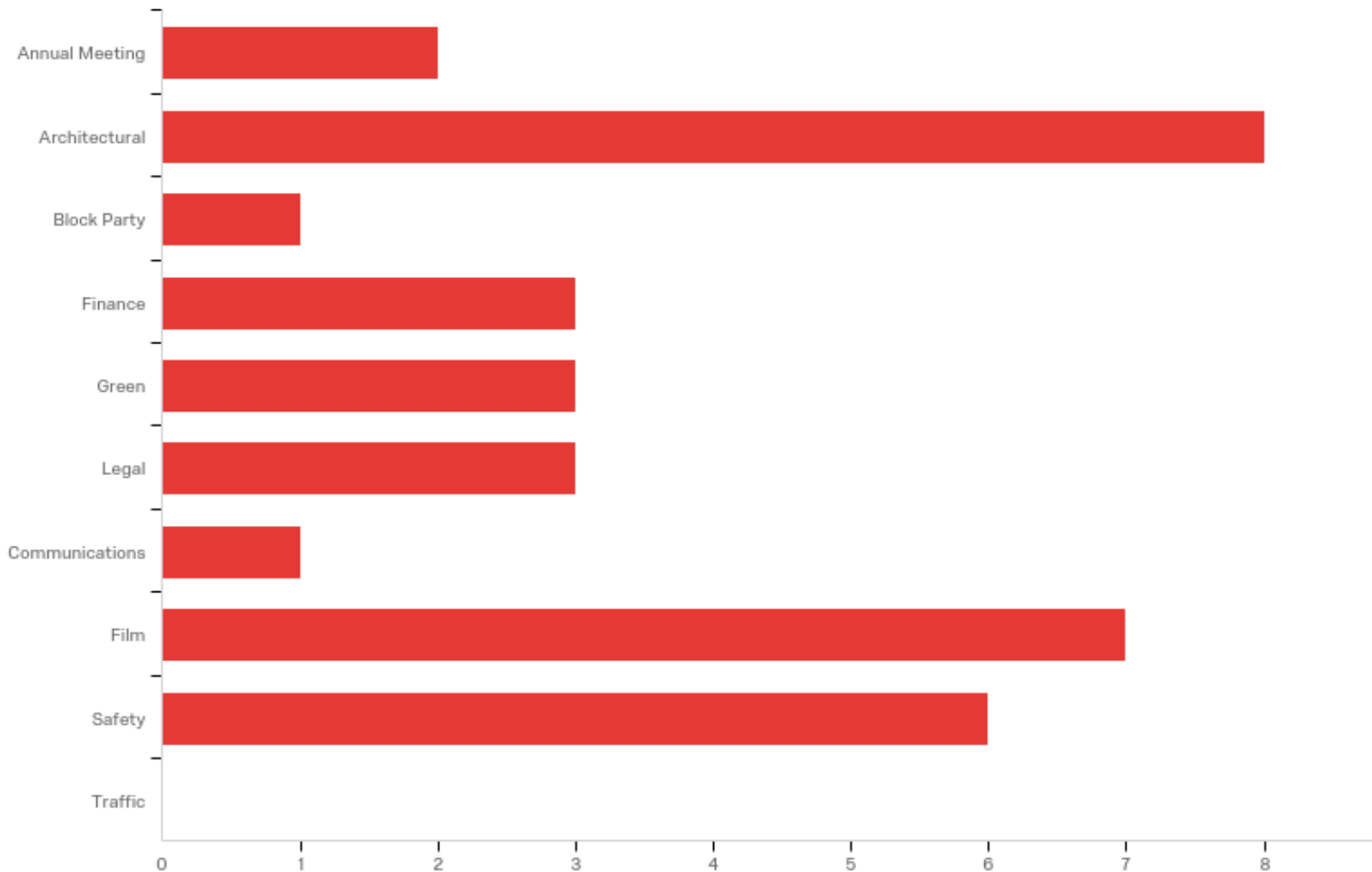
What has prevented you from attending Annual Block Parties (please check all that apply):



What has prevented you from attending Annual Block Parties (please check all that apply):

#	Answer	%	Count
1	Time/date conflict with other commitments	35.92%	37
2	Food offerings	1.94%	2
3	Entertainment offerings	1.94%	2
4	Block Parties just don't appeal to me	24.27%	25
5	Other reasons (please specify)	51.46%	53
	Total	100%	103

Would you be willing to participate on any of the following CCCHA committees? (More info regarding committees on our website [www.cccha.org](http://www.cccha.org)) Please check all that apply:

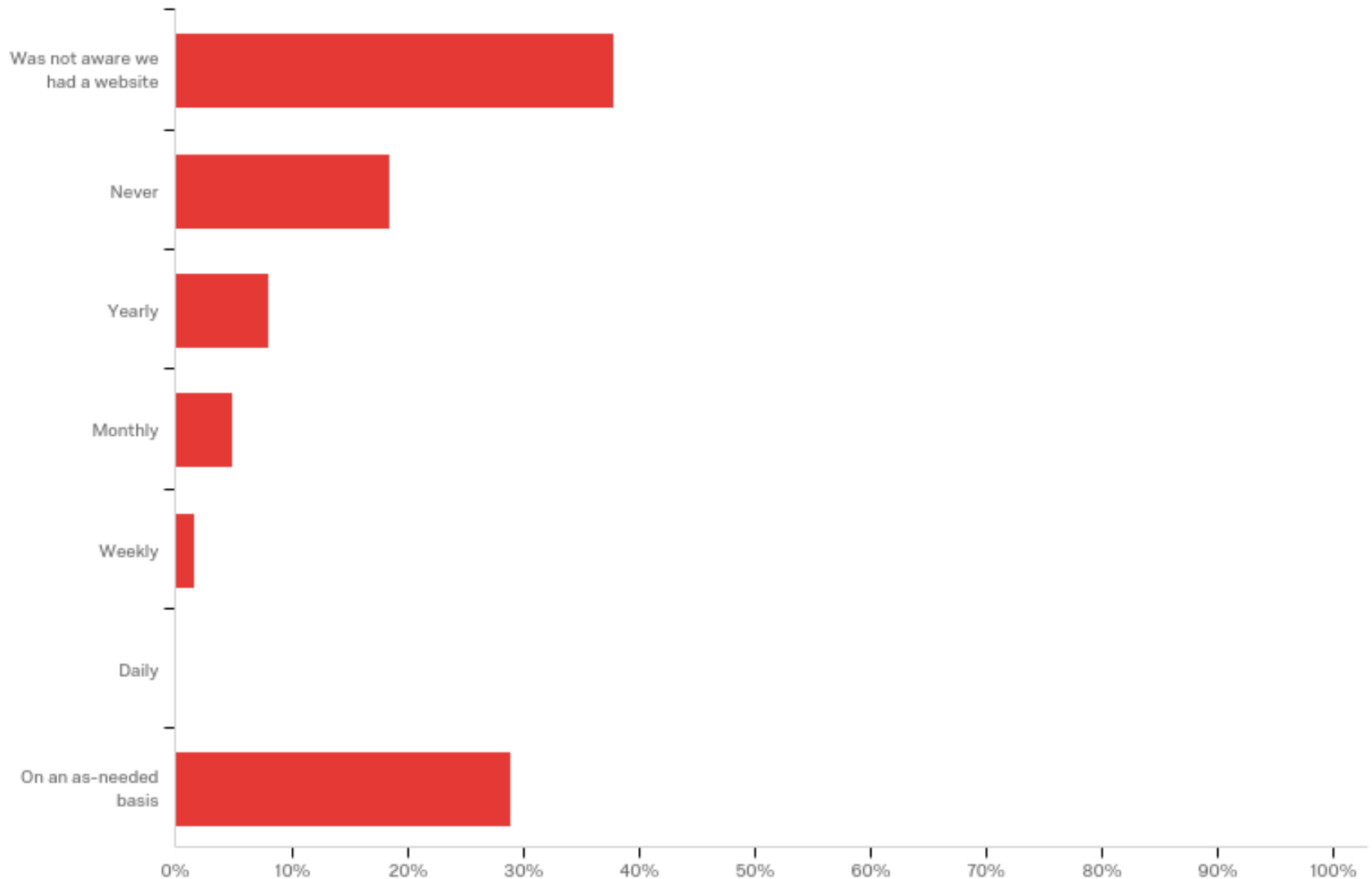




Would you be willing to participate on any of the following CCCHA committees? (More info regarding committees on our website [www.cccha.org](http://www.cccha.org)) Please check all that apply:

#	Answer	%	Count
1	Annual Meeting	9.52%	2
2	Architectural	38.10%	8
3	Block Party	4.76%	1
4	Finance	14.29%	3
5	Green	14.29%	3
6	Legal	14.29%	3
7	Communications	4.76%	1
8	Film	33.33%	7
9	Safety	28.57%	6
10	Traffic	0.00%	0
	Total	100%	21

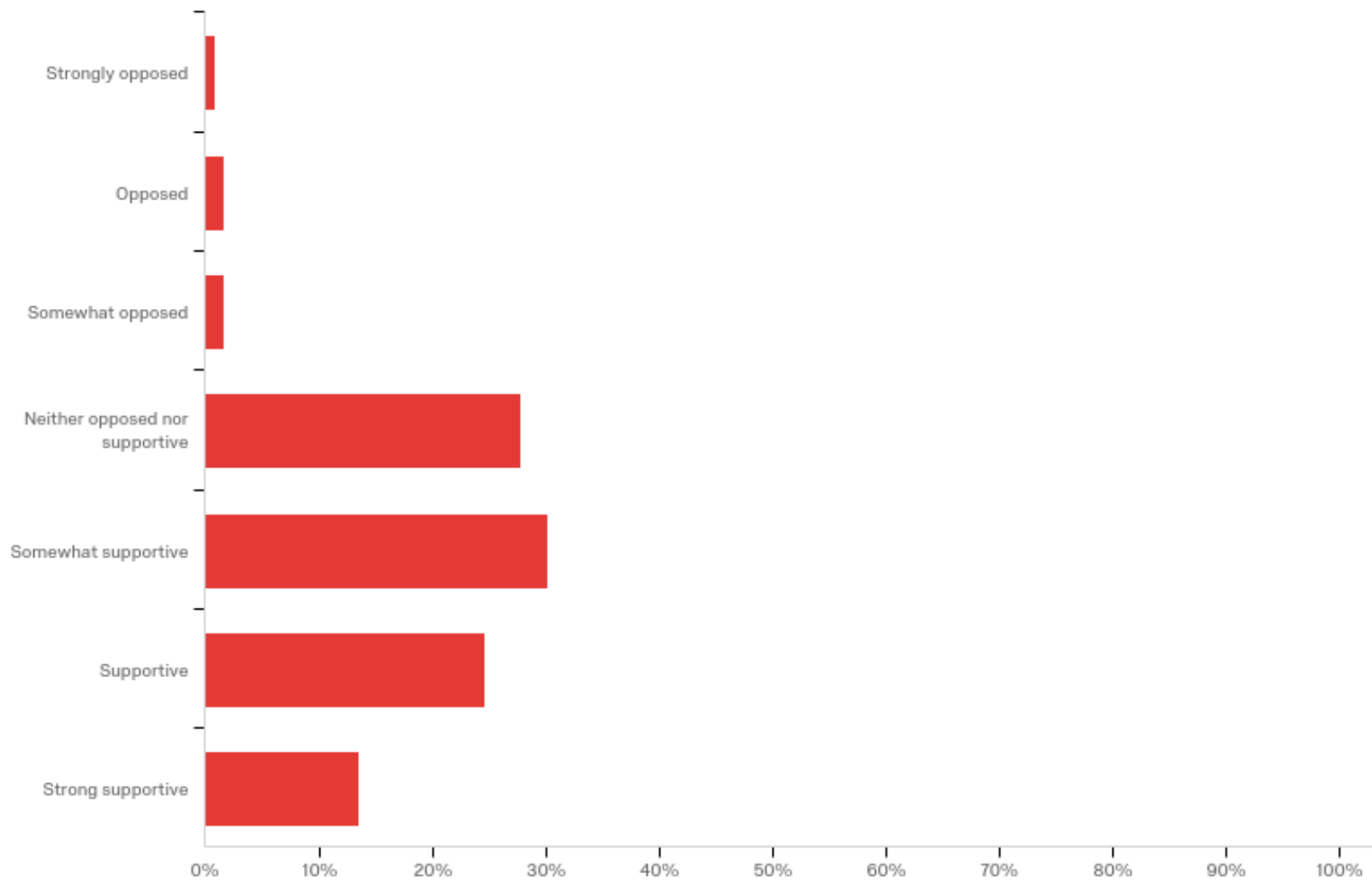
The CCCHA website ([www.CCCHA.org](http://www.CCCHA.org)) contains valuable information that will keep you informed about our neighborhood, including agendas, upcoming events, important phone numbers, board meeting minutes, etc. Approximately, how often do you visit the website?



The CCCHA website ([www.CCCHA.org](http://www.CCCHA.org)) contains valuable information that will keep you informed about our neighborhood, including agendas, upcoming events, important phone numbers, board meeting minutes, etc. Approximately, how often do you visit the website?

#	Answer	%	Count
1	Was not aware we had a website	37.90%	47
2	Never	18.55%	23
3	Yearly	8.06%	10
4	Monthly	4.84%	6
5	Weekly	1.61%	2
6	Daily	0.00%	0
7	On an as-needed basis	29.03%	36
	Total	100%	124

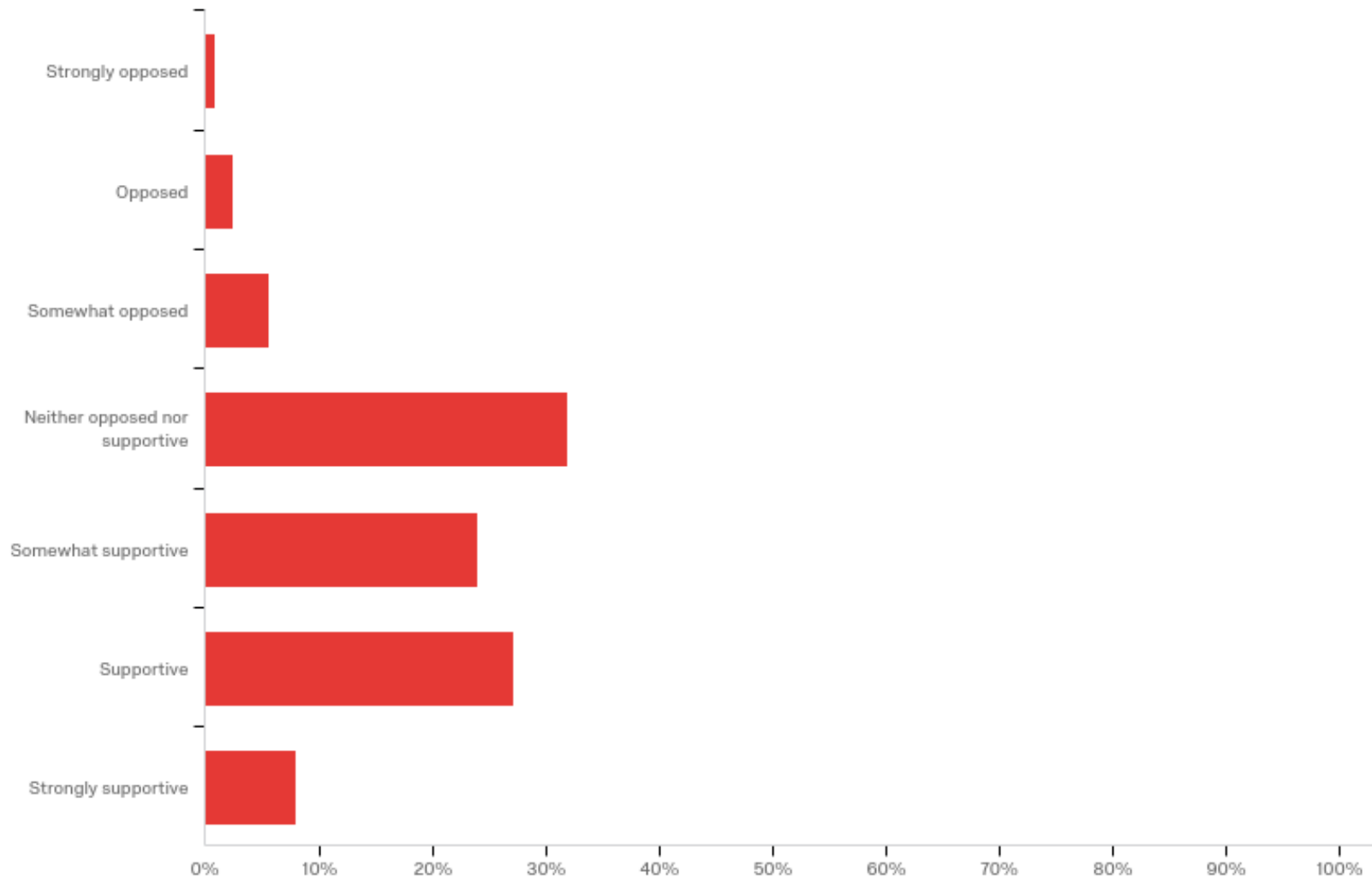
# Are you interested in having a Neighborhood Watch with Block Captains?



## Are you interested in having a Neighborhood Watch with Block Captains?

#	Answer	%	Count
1	Strongly opposed	0.79%	1
2	Opposed	1.59%	2
3	Somewhat opposed	1.59%	2
4	Neither opposed nor supportive	27.78%	35
5	Somewhat supportive	30.16%	38
6	Supportive	24.60%	31
7	Strong supportive	13.49%	17
	Total	100%	126

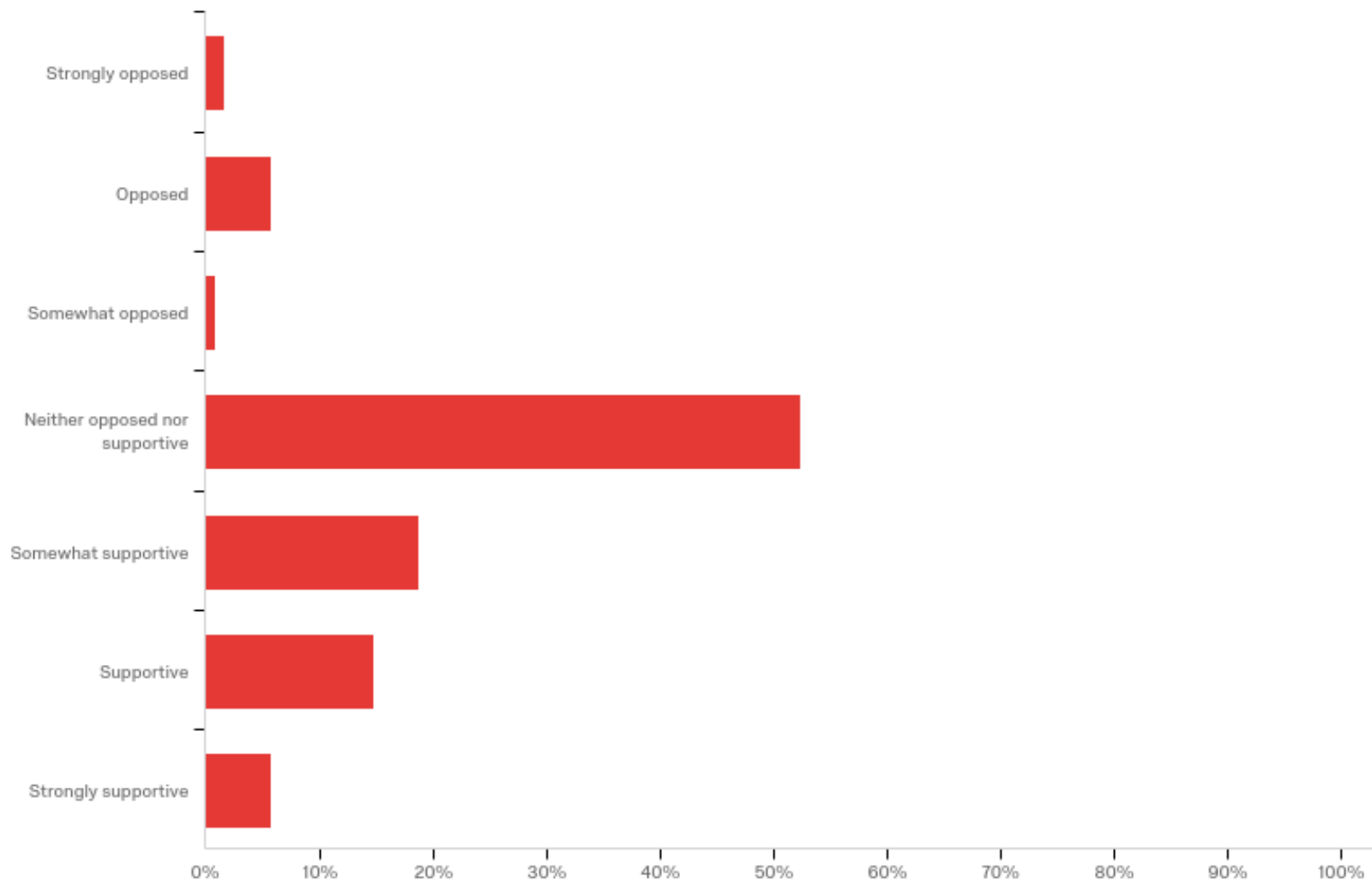
Are you interested in having a "safe house" in the neighborhood or hosting one in case of an emergency, e.g., earthquake, flood, etc?



Are you interested in having a "safe house" in the neighborhood or hosting one in case of an emergency, e.g., earthquake, flood, etc?

#	Answer	%	Count
1	Strongly opposed	0.80%	1
2	Opposed	2.40%	3
3	Somewhat opposed	5.60%	7
4	Neither opposed nor supportive	32.00%	40
5	Somewhat supportive	24.00%	30
6	Supportive	27.20%	34
7	Strongly supportive	8.00%	10
	Total	100%	125

# Are you interested in seminars about sustainable landscaping?

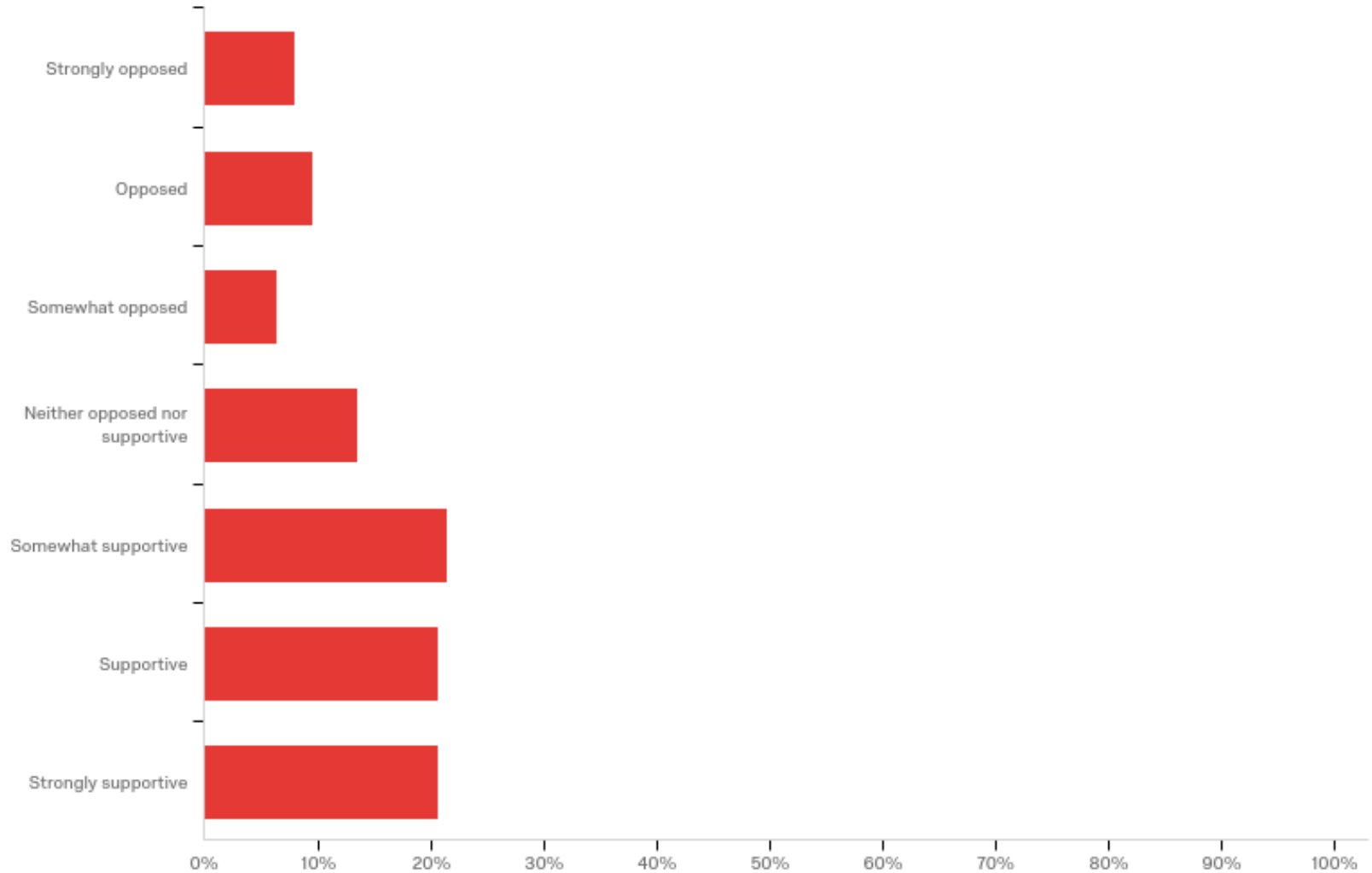




## Are you interested in seminars about sustainable landscaping?

#	Answer	%	Count
1	Strongly opposed	1.64%	2
2	Opposed	5.74%	7
3	Somewhat opposed	0.82%	1
4	Neither opposed nor supportive	52.46%	64
5	Somewhat supportive	18.85%	23
6	Supportive	14.75%	18
7	Strongly supportive	5.74%	7
	Total	100%	122

# Would you be willing to pay more in annual dues for more dedicated security patrols?



Would you be willing to pay more in annual dues for more dedicated security patrols?

#	Answer	%	Count
1	Strongly opposed	7.94%	10
2	Opposed	9.52%	12
3	Somewhat opposed	6.35%	8
4	Neither opposed nor supportive	13.49%	17
5	Somewhat supportive	21.43%	27
6	Supportive	20.63%	26
7	Strongly supportive	20.63%	26
	Total	100%	126